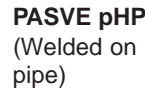
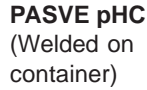
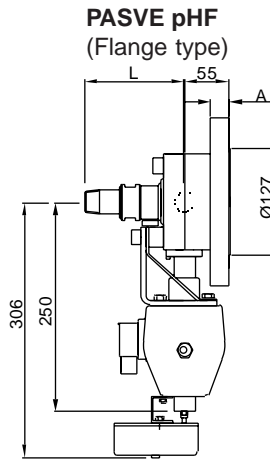
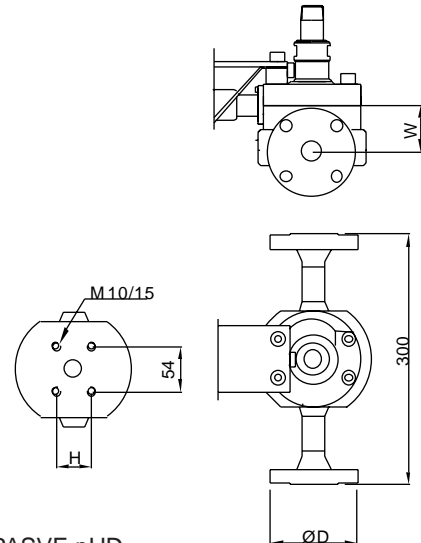
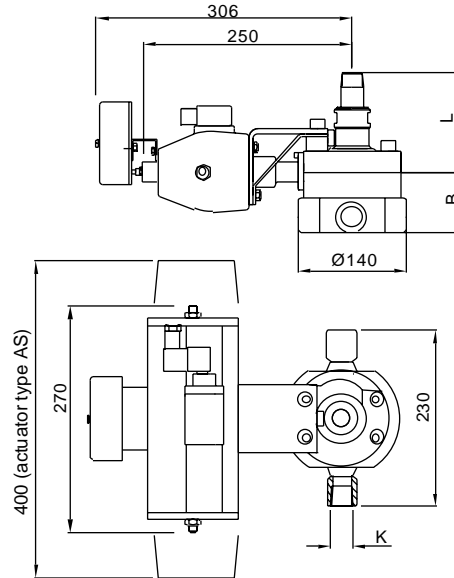
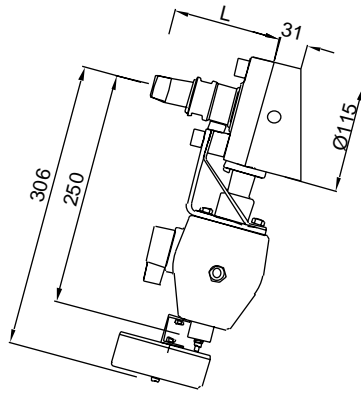
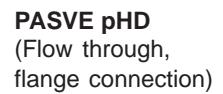
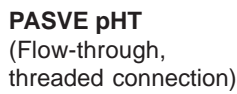
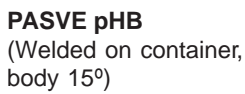
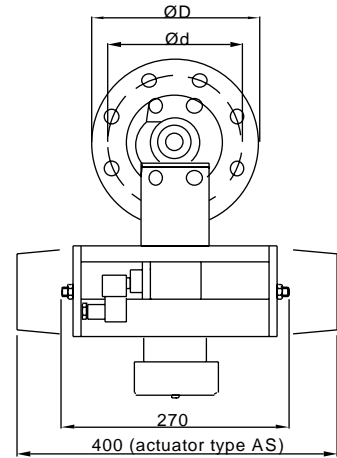


Pasve pH with pneumatic actuator



PASVE pHF

FLANGE		ØD	Ød	A
Code	Type			
A	ANSI 3" 150 lb	191	152.4	22
B	ANSI 3" 300 lb	210	168.3	27
D	DN80 PN40	200	160	22
E	JIS 10K 80	185	150	20
F	JIS 40K 80	210	170	30



L depends on the sensor type

Dimensions (in mm)

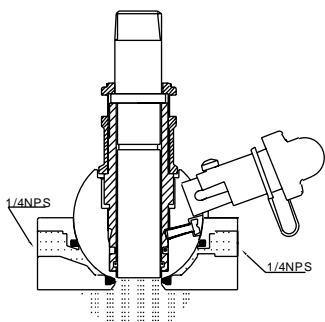
PASVE pHT

THREAD		B	H
Code	Type (dim.K)		
2	1" NPT	77	48
4	1.5" NPT	92	64
5	2" NPT	104	76

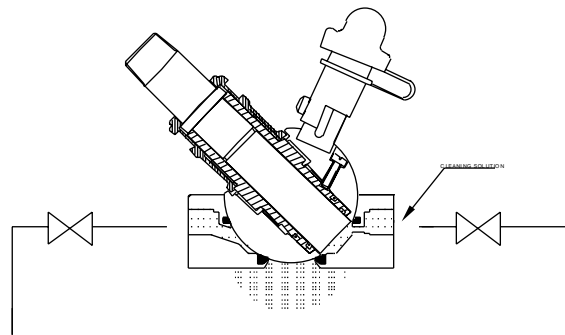
PASVE pHD

FLANGE		W	ØD	H
Code	Type			
H	ANSI 1" 150 lbs	55	108	48
J	ANSI 1" 300 lbs	55	124	48
U	ANSI 2" 150 lbs	68	153	76
V	ANSI 2" 300 lbs	68	165	76
G	DN25 PN40	55	115	48
T	DN50 PN40	68	165	76

OPERATING POSITIONS



Measuring position
Sensor in measurement. Valve's and sensor's water cooling through flushing channel.



Servicing and calibration position
Sensor turned to cleaning, calibrating and protective position without stopping the process.

PATENTS

FI 71838
DE P3566577.7
KR 69579
US 4,628,732
GB 0197077
NL 0197077
FR 0197077
JP 2112935

We reserve the right for technical modifications without prior notice.